



JLS Squared



Confidential Home Inspection Report

1445 Norwood Ave
Beaufort, SC, 29902

Inspection ID: Sample
Date: 4/26/2019

By

James Marcum

JLS Squared

PO Box 6904
Beaufort, SC, 29903
843-473-4131

james@jlssquared.com

A Proud Member of the Best Inspectors Network™

JLS Squared

PROPERTY INSPECTION REPORT

Prepared for: William Wilder

(Name of Client)

Concerning: 1445 Norwood Ave Beaufort, SC, 29902

(Address or Other Identification of Inspected Property)

By: James Marcum 49038 4/26/2019

(Name and License Number of Inspector) (Date)

(Name, License Number and Signature of Sponsoring Inspector or company, if required)

This property inspection report may include an inspection agreement (contract), addenda, and other information related to property conditions. If any item or comment is unclear, you should ask the inspector to clarify the findings. It is important that you carefully read ALL of this information. This inspection is subject to the rules of this State.

The Standards of Practice are the minimum standards for inspections by inspectors. An inspection addresses only those components and conditions that are present, visible, and accessible at the time of the inspection. While there may be other parts, components or systems present, only those items specifically noted as being inspected were inspected. The inspector is not required to move furnishings or stored items. The inspection report may address issues that are code-based or may refer to a particular code; however, this is NOT a code compliance inspection and does NOT verify compliance with manufacturer's installation instructions. The inspection does NOT imply insurability or warrantability of the structure or its components. Although some safety issues may be addressed in this report, this inspection is NOT a safety/code inspection, and the inspector is NOT required to identify all potential hazards.

In this report, the inspector will note which systems and components were Inspected (I), Not Inspected (NI), Not Present (NP), and/or Deficient (D). General deficiencies include inoperability, material distress, water penetration, damage, deterioration, missing parts, and unsuitable installation. Comments may be provided by the inspector whether or not an item is deemed deficient. The inspector is not required to prioritize or emphasize the importance of one deficiency over another.

Some items reported as Deficient may be considered life-safety upgrades to the property. This property inspection is not an exhaustive inspection of the structure, systems, or components. The inspection may not reveal all deficiencies. A real estate inspection helps to reduce some of the risk involved in purchasing a home, but it cannot eliminate these risks, nor can the inspection anticipate future events or changes in performance due to changes in use or occupancy.

It is recommended that you obtain as much information as is available about this property, including any seller's disclosures, previous inspection reports, engineering reports, building/remodeling permits, and reports performed for or by relocation companies, municipal inspection departments, lenders, insurers, and appraisers. You should also attempt to determine whether repairs, renovation, remodeling, additions, or other such activities have taken place at this property. It is not the inspector's responsibility to confirm that information obtained from these sources is complete or accurate or that this inspection is consistent with the opinions expressed in previous or future reports.

JLS Squared

PROPERTY INSPECTION REPORT

ITEMS IDENTIFIED IN THE REPORT DO NOT OBLIGATE ANY PARTY TO MAKE REPAIRS OR TAKE OTHER ACTIONS, NOR IS THE PURCHASER REQUIRED TO REQUEST THAT THE SELLER TAKE ANY ACTION. When a deficiency is reported, it is the client's responsibility to obtain further evaluations and/or cost estimates from qualified service professionals. Any such follow-up should take place prior to the expiration of any time limitations such as option periods. Evaluations by qualified tradesmen may lead to the discovery of additional deficiencies which may involve additional repair costs. Failure to address deficiencies or comments noted in this report may lead to further damage of the structure or systems and add to the original repair costs. The inspector is not required to provide follow-up services to verify that proper repairs have been made.

Property conditions change with time and use. For example, mechanical devices can fail at any time, plumbing gaskets and seals may crack if the appliance or plumbing fixture is not used often, roof leaks can occur at any time regardless of the apparent condition of the roof, and the performance of the structure and the systems may change due to changes in use or occupancy, effects of weather, etc. These changes or repairs made to the structure after the inspection may render information contained herein obsolete or invalid. This report is provided for the specific benefit of the client named above and is based on observations at the time of the inspection.

If you did not hire the inspector yourself, reliance on this report may provide incomplete or outdated information. Repairs, professional opinions or additional inspection reports may affect the meaning of the information in this report. It is recommended that you hire a licensed inspector to perform an inspection to meet your specific needs and to provide you with current information concerning this property.

ADDITIONAL INFORMATION PROVIDED BY INSPECTOR


JLS Squared

General Information

Sample

Building Description

Inspector: James Marcrum

Attribute	Description / Type	Address / Comments
Age (approx.)	5-10 years	1445 Norwood Ave
Area (approx.)	1850 square feet	Beaufort, SC, 29902
Building Type	<input type="checkbox"/> Single family, ranch <input checked="" type="checkbox"/> Single family, 2-story <input type="checkbox"/> Duplex <input type="checkbox"/> See comments	Date of Inspection: 4/26/2019
Construction	<input checked="" type="checkbox"/> Frame, wood <input type="checkbox"/> Frame, stucco <input type="checkbox"/> Brick <input type="checkbox"/> See Comments	

Additional Building Description/ Comments

Age and area information obtained from:

MLS Listing

Note: red marks throughout this report indicating damage or items marked as needing repair may result in further damage or may present a health or safety hazard if not repaired

Client and Real Estate Agents Information

Client Name	William Wilder
Address	2016 August St #29 Beaufort SC 29903
Phone(s), e-mail	843-473-1933 Alternative Phone WW@Imagination.org Secondary Email
Buyer's agent	Uma Lumas
Phone(s), e-mail	843-555-1212 Alternative Phone Ulumas@Realtor.ORG Secondary Email
Seller's agent	Charles Goodman
Phone(s), e-mail	843-473-1212 Alternative Phone CGoodman@Goodman.net Secondary Email

Notes/ Special Instructions


Weather at the Time of the Inspection

Temperature	Start Time	General Weather Conditions
72° Fahrenheit	4:00	Overcast

JLS Squared

Report Identification: Sample


I=Inspected NI=Not Inspected NP=Not present D=Deficient

I	NI	NP	D	
<input checked="" type="checkbox"/>	<input type="checkbox"/>	<input type="checkbox"/>	<input type="checkbox"/>	Grounds
<input checked="" type="checkbox"/>	<input type="checkbox"/>	<input type="checkbox"/>	<input type="checkbox"/>	Grading and Drainage
<input checked="" type="checkbox"/>	<input type="checkbox"/>	<input type="checkbox"/>	<input type="checkbox"/>	Driveway and Sidewalks
<input checked="" type="checkbox"/>	<input type="checkbox"/>	<input type="checkbox"/>	<input type="checkbox"/>	Bushes, Trees and Shrubs
				
				Vegetation should maintain a two foot spacing from the side of the structure.
<input type="checkbox"/>	<input type="checkbox"/>	<input checked="" type="checkbox"/>	<input type="checkbox"/>	Fences and Retaining Walls
<input type="checkbox"/>	<input type="checkbox"/>	<input checked="" type="checkbox"/>	<input type="checkbox"/>	Irrigation System and Point Wells
<input checked="" type="checkbox"/>	<input type="checkbox"/>	<input type="checkbox"/>	<input type="checkbox"/>	Private Sewage Disposal (Septic) Systems
				Suggest Septic cleaning and inspection. (Suggested maintenance is to drain every 3 to 5 years)
<input checked="" type="checkbox"/>	<input type="checkbox"/>	<input type="checkbox"/>	<input type="checkbox"/>	Sheds and Outbuildings

JLS Squared

Report Identification: Sample

I=Inspected NI=Not Inspected NP=Not present D=Deficient

I	NI	NP	D	
<input checked="" type="checkbox"/>	<input type="checkbox"/>	<input type="checkbox"/>	<input type="checkbox"/>	Exterior, Siding and Attachments
<input checked="" type="checkbox"/>	<input type="checkbox"/>	<input type="checkbox"/>	<input type="checkbox"/>	Foundation Exterior
				<i>Type of Foundation(s):</i> Concrete slab
<input checked="" type="checkbox"/>	<input type="checkbox"/>	<input type="checkbox"/>	<input type="checkbox"/>	Siding
				Siding, Vinyl
				
				Warping and chipping of vinyl siding can allow moisture to intrude into the wall.
<input checked="" type="checkbox"/>	<input type="checkbox"/>	<input type="checkbox"/>	<input type="checkbox"/>	Fascia, Soffits and Trim
<input checked="" type="checkbox"/>	<input type="checkbox"/>	<input type="checkbox"/>	<input type="checkbox"/>	Weep Holes, Drainage, Vented Rain Screens and Mortar Joints
<input checked="" type="checkbox"/>	<input type="checkbox"/>	<input type="checkbox"/>	<input type="checkbox"/>	Porches and Balconies
<input checked="" type="checkbox"/>	<input type="checkbox"/>	<input type="checkbox"/>	<input type="checkbox"/>	Decks, Patios and Carports
<input checked="" type="checkbox"/>	<input type="checkbox"/>	<input type="checkbox"/>	<input type="checkbox"/>	Electrical and Lighting
<input checked="" type="checkbox"/>	<input type="checkbox"/>	<input type="checkbox"/>	<input type="checkbox"/>	Hose Bibbs
<input type="checkbox"/>	<input type="checkbox"/>	<input checked="" type="checkbox"/>	<input type="checkbox"/>	Stairways, Stairwells and Fire Escapes

JLS Squared

Report Identification: Sample


I=Inspected NI=Not Inspected NP=Not present D=Deficient



JLS Squared

Report Identification: Sample


I=Inspected NI=Not Inspected NP=Not present D=Deficient

I	NI	NP	D	
<input checked="" type="checkbox"/>	<input type="checkbox"/>	<input type="checkbox"/>	<input type="checkbox"/>	Garage
<input checked="" type="checkbox"/>	<input type="checkbox"/>	<input type="checkbox"/>	<input type="checkbox"/>	Overhead Door
<input checked="" type="checkbox"/>	<input type="checkbox"/>	<input type="checkbox"/>	<input type="checkbox"/>	Automatic Overhead Door Opener
<input checked="" type="checkbox"/>	<input type="checkbox"/>	<input type="checkbox"/>	<input type="checkbox"/>	Overhead Door Hardware: Springs, Hinges, Track, Seal, Locks, Etc.
<input checked="" type="checkbox"/>	<input type="checkbox"/>	<input type="checkbox"/>	<input type="checkbox"/>	Service Doors and Windows
				
				Pests present in windows.
<input checked="" type="checkbox"/>	<input type="checkbox"/>	<input type="checkbox"/>	<input type="checkbox"/>	Ceiling and Walls
<input checked="" type="checkbox"/>	<input type="checkbox"/>	<input type="checkbox"/>	<input type="checkbox"/>	Floor, Floor Drain and Foundation
<input checked="" type="checkbox"/>	<input type="checkbox"/>	<input type="checkbox"/>	<input type="checkbox"/>	Electrical and Lighting

JLS Squared

Report Identification: Sample

I=Inspected NI=Not Inspected NP=Not present D=Deficient

I	NI	NP	D	Roof
<input checked="" type="checkbox"/>	<input type="checkbox"/>	<input type="checkbox"/>	<input checked="" type="checkbox"/>	Roof Covering Materials
				<i>Type(s) of Roof Covering: Asphalt Fiberglass Shingles on OSB Deck with Felts, Viewed From: Ground</i>
				
				Roof decking is sagging, have reviewed and repaired.
<input checked="" type="checkbox"/>	<input type="checkbox"/>	<input type="checkbox"/>	<input type="checkbox"/>	Penetrations: Plumbing vents, Electrical mast, Box vents, Etc.
<input checked="" type="checkbox"/>	<input type="checkbox"/>	<input type="checkbox"/>	<input type="checkbox"/>	Chimney
<input checked="" type="checkbox"/>	<input type="checkbox"/>	<input type="checkbox"/>	<input type="checkbox"/>	Chimney Cap, Screen and Flashing
<input type="checkbox"/>	<input type="checkbox"/>	<input checked="" type="checkbox"/>	<input type="checkbox"/>	Skylights
<input checked="" type="checkbox"/>	<input type="checkbox"/>	<input type="checkbox"/>	<input type="checkbox"/>	Ventilation
<input checked="" type="checkbox"/>	<input type="checkbox"/>	<input type="checkbox"/>	<input type="checkbox"/>	Drip Edges and Rake Edges
<input type="checkbox"/>	<input type="checkbox"/>	<input checked="" type="checkbox"/>	<input type="checkbox"/>	Gutters, Downspouts and Drains

JLS Squared

Report Identification: Sample

I=Inspected NI=Not Inspected NP=Not present D=Deficient



Gutters draining into the side of the house

Other

JLS Squared

Report Identification: Sample

I=Inspected NI=Not Inspected NP=Not present D=Deficient

I	NI	NP	D	Attic
<input checked="" type="checkbox"/>	<input type="checkbox"/>	<input type="checkbox"/>	<input type="checkbox"/>	Attic Access
<input checked="" type="checkbox"/>	<input type="checkbox"/>	<input type="checkbox"/>	<input type="checkbox"/>	Visibility
<input checked="" type="checkbox"/>	<input type="checkbox"/>	<input type="checkbox"/>	<input type="checkbox"/>	Trusses, Rafters and Purlins
<input checked="" type="checkbox"/>	<input type="checkbox"/>	<input type="checkbox"/>	<input type="checkbox"/>	Floor
<input checked="" type="checkbox"/>	<input type="checkbox"/>	<input type="checkbox"/>	<input type="checkbox"/>	Ventilation
<input checked="" type="checkbox"/>	<input type="checkbox"/>	<input type="checkbox"/>	<input type="checkbox"/>	Stains and Moisture
<input checked="" type="checkbox"/>	<input type="checkbox"/>	<input type="checkbox"/>	<input type="checkbox"/>	Electrical Wiring and Lighting
<input checked="" type="checkbox"/>	<input type="checkbox"/>	<input type="checkbox"/>	<input type="checkbox"/>	Ducts, Plenums and Bathroom Exhaust
<input checked="" type="checkbox"/>	<input type="checkbox"/>	<input type="checkbox"/>	<input type="checkbox"/>	Insulation
<input checked="" type="checkbox"/>	<input type="checkbox"/>	<input type="checkbox"/>	<input type="checkbox"/>	Attic Baffles

JLS Squared

Report Identification: Sample



I=Inspected NI=Not Inspected NP=Not present D=Deficient

I	NI	NP	D	Insulation
<input checked="" type="checkbox"/>	<input type="checkbox"/>	<input type="checkbox"/>	<input type="checkbox"/>	Main Attic
<input checked="" type="checkbox"/>	<input type="checkbox"/>	<input type="checkbox"/>	<input type="checkbox"/>	Garage Attic
<input checked="" type="checkbox"/>	<input type="checkbox"/>	<input type="checkbox"/>	<input type="checkbox"/>	Basement or Crawlspace
<input checked="" type="checkbox"/>	<input type="checkbox"/>	<input type="checkbox"/>	<input type="checkbox"/>	Side Walls
<input checked="" type="checkbox"/>	<input type="checkbox"/>	<input type="checkbox"/>	<input type="checkbox"/>	Ducts and Chases

JLS Squared

Report Identification: Sample

I=Inspected NI=Not Inspected NP=Not present D=Deficient

I	NI	NP	D	Windows and Doors
<input checked="" type="checkbox"/>	<input type="checkbox"/>	<input type="checkbox"/>	<input type="checkbox"/>	Entry Doors and Locks  <p>Door is damaged and needs to be repaired or replaced</p>
<input checked="" type="checkbox"/>	<input type="checkbox"/>	<input type="checkbox"/>	<input type="checkbox"/>	Interior Doors and Locks
<input checked="" type="checkbox"/>	<input type="checkbox"/>	<input type="checkbox"/>	<input type="checkbox"/>	Service Entry Doors and Locks (House to Garage, Garage Entry, etc.)
<input checked="" type="checkbox"/>	<input type="checkbox"/>	<input type="checkbox"/>	<input type="checkbox"/>	Windows, Front
<input checked="" type="checkbox"/>	<input type="checkbox"/>	<input type="checkbox"/>	<input checked="" type="checkbox"/>	Windows, Sides <p>Glass broken</p>  <p>Glass is broken and needs to be repaired or replaced</p>
<input checked="" type="checkbox"/>	<input type="checkbox"/>	<input type="checkbox"/>	<input type="checkbox"/>	Windows, Rear

JLS Squared

Report Identification: Sample

I=Inspected NI=Not Inspected NP=Not present D=Deficient

Skylights

JLS Squared

Report Identification: Sample

I=Inspected NI=Not Inspected NP=Not present D=Deficient

I	NI	NP	D	Foundation and Related Structural Components
<input checked="" type="checkbox"/>	<input type="checkbox"/>	<input type="checkbox"/>	<input type="checkbox"/>	Foundation Type and General Description <i>Type of Foundation(s): Concrete Slab</i>

JLS Squared

Report Identification: Sample

I=Inspected NI=Not Inspected NP=Not present D=Deficient

I	NI	NP	D	ELECTRICAL SYSTEMS
<input checked="" type="checkbox"/>	<input type="checkbox"/>	<input type="checkbox"/>	<input type="checkbox"/>	A. Service Entrance and Panels
				200 Amp
<input checked="" type="checkbox"/>	<input type="checkbox"/>	<input type="checkbox"/>	<input type="checkbox"/>	B. Branch Circuits - Connected Devices and Fixtures
				<i>Type of wiring: Copper Wiring, NM, BX</i>

JLS Squared

Report Identification: Sample

I=Inspected NI=Not Inspected NP=Not present D=Deficient

I	NI	NP	D	HEATING, VENTILATION AND AIR CONDITIONING SYSTEMS
<input checked="" type="checkbox"/>	<input type="checkbox"/>	<input type="checkbox"/>	<input type="checkbox"/>	A. Heating Equipment <i>Type of System: Heat Pump</i>
<input type="checkbox"/>	<input type="checkbox"/>	<input checked="" type="checkbox"/>	<input type="checkbox"/>	B. Humidifier
<input checked="" type="checkbox"/>	<input type="checkbox"/>	<input type="checkbox"/>	<input type="checkbox"/>	C. Cooling Equipment <i>Type of System: Heat Pump</i>
<input checked="" type="checkbox"/>	<input type="checkbox"/>	<input type="checkbox"/>	<input type="checkbox"/>	D. Controls and Ancillary Equipment
<input checked="" type="checkbox"/>	<input type="checkbox"/>	<input type="checkbox"/>	<input type="checkbox"/>	E. Duct System, Chases, and Vents

JLS Squared

Report Identification: Sample


I=Inspected NI=Not Inspected NP=Not present D=Deficient

I	NI	NP	D	PLUMBING SYSTEM
<input checked="" type="checkbox"/>	<input type="checkbox"/>	<input type="checkbox"/>	<input type="checkbox"/>	Water Supply System and Fixtures
<input checked="" type="checkbox"/>	<input type="checkbox"/>	<input type="checkbox"/>	<input type="checkbox"/>	Drains and Traps
<input checked="" type="checkbox"/>	<input type="checkbox"/>	<input type="checkbox"/>	<input type="checkbox"/>	Vents

JLS Squared

Report Identification: Sample

I=Inspected NI=Not Inspected NP=Not present D=Deficient

I	NI	NP	D	Water Heater
<input checked="" type="checkbox"/>	<input type="checkbox"/>	<input type="checkbox"/>	<input type="checkbox"/>	Type, Capacity, Description <i>Capacity: 60 US Gallons</i>
<input checked="" type="checkbox"/>	<input type="checkbox"/>	<input type="checkbox"/>	<input type="checkbox"/>	Energy Source and Shut-Off or Disconnecting Means Electric, water cutoff at street, breaker panel for electrical cut off.
<input checked="" type="checkbox"/>	<input type="checkbox"/>	<input type="checkbox"/>	<input type="checkbox"/>	Temperature-Pressure Relief Valve
<input checked="" type="checkbox"/>	<input type="checkbox"/>	<input type="checkbox"/>	<input type="checkbox"/>	Flue and Related Components
<input checked="" type="checkbox"/>	<input type="checkbox"/>	<input type="checkbox"/>	<input type="checkbox"/>	Thermostat and Controls
<input checked="" type="checkbox"/>	<input type="checkbox"/>	<input type="checkbox"/>	<input type="checkbox"/>	Burner or Heating Elements
<input checked="" type="checkbox"/>	<input type="checkbox"/>	<input type="checkbox"/>	<input checked="" type="checkbox"/>	Inlet and Discharge Piping and Fittings  <p>Drain Valve on water heater leaking.</p>
<input checked="" type="checkbox"/>	<input type="checkbox"/>	<input type="checkbox"/>	<input type="checkbox"/>	Installation and Pan

JLS Squared

Report Identification: Sample

I=Inspected NI=Not Inspected NP=Not present D=Deficient

I	NI	NP	D	APPLIANCES
<input checked="" type="checkbox"/>	<input type="checkbox"/>	<input type="checkbox"/>	<input type="checkbox"/>	A. Dishwasher
<input checked="" type="checkbox"/>	<input type="checkbox"/>	<input type="checkbox"/>	<input type="checkbox"/>	B. Food Waste Disposer
<input checked="" type="checkbox"/>	<input type="checkbox"/>	<input type="checkbox"/>	<input type="checkbox"/>	C. Range Exhaust Vent
<input checked="" type="checkbox"/>	<input type="checkbox"/>	<input type="checkbox"/>	<input type="checkbox"/>	D. Ranges, Cooktops, and Ovens
<input type="checkbox"/>	<input type="checkbox"/>	<input checked="" type="checkbox"/>	<input type="checkbox"/>	E. Microwave Oven
<input checked="" type="checkbox"/>	<input type="checkbox"/>	<input type="checkbox"/>	<input type="checkbox"/>	F. Refrigerator
<input type="checkbox"/>	<input type="checkbox"/>	<input checked="" type="checkbox"/>	<input type="checkbox"/>	Trash Compactor
<input checked="" type="checkbox"/>	<input type="checkbox"/>	<input type="checkbox"/>	<input type="checkbox"/>	H. Garage Door Operator(s)
<input checked="" type="checkbox"/>	<input type="checkbox"/>	<input type="checkbox"/>	<input type="checkbox"/>	I. Doorbells and Chimes
<input checked="" type="checkbox"/>	<input type="checkbox"/>	<input type="checkbox"/>	<input type="checkbox"/>	J. Dryer Vents

JLS Squared

Report Identification: Sample

I=Inspected NI=Not Inspected NP=Not present D=Deficient

I	NI	NP	D	Kitchen
<input checked="" type="checkbox"/>	<input type="checkbox"/>	<input type="checkbox"/>	<input type="checkbox"/>	Plumbing
<input checked="" type="checkbox"/>	<input type="checkbox"/>	<input type="checkbox"/>	<input type="checkbox"/>	Electrical and Lighting
<input checked="" type="checkbox"/>	<input type="checkbox"/>	<input type="checkbox"/>	<input type="checkbox"/>	Windows and Doors
<input checked="" type="checkbox"/>	<input type="checkbox"/>	<input type="checkbox"/>	<input type="checkbox"/>	Interior Components: Cabinets and Storage
<input checked="" type="checkbox"/>	<input type="checkbox"/>	<input type="checkbox"/>	<input type="checkbox"/>	Walls and Ceiling
<input checked="" type="checkbox"/>	<input type="checkbox"/>	<input type="checkbox"/>	<input type="checkbox"/>	Floor

JLS Squared

Report Identification: Sample

I=Inspected NI=Not Inspected NP=Not present D=Deficient

I	NI	NP	D	
<input checked="" type="checkbox"/>	<input type="checkbox"/>	<input type="checkbox"/>	<input type="checkbox"/>	Laundry/Utility Room
<input checked="" type="checkbox"/>	<input type="checkbox"/>	<input type="checkbox"/>	<input type="checkbox"/>	Plumbing
<input checked="" type="checkbox"/>	<input type="checkbox"/>	<input type="checkbox"/>	<input type="checkbox"/>	Electrical and Lighting
<input checked="" type="checkbox"/>	<input type="checkbox"/>	<input type="checkbox"/>	<input type="checkbox"/>	Laundry Connections
<input checked="" type="checkbox"/>	<input type="checkbox"/>	<input type="checkbox"/>	<input type="checkbox"/>	Doors and Windows
<input checked="" type="checkbox"/>	<input type="checkbox"/>	<input type="checkbox"/>	<input type="checkbox"/>	Walls and Ceiling
<input checked="" type="checkbox"/>	<input type="checkbox"/>	<input type="checkbox"/>	<input type="checkbox"/>	Floor
<input type="checkbox"/>	<input type="checkbox"/>	<input checked="" type="checkbox"/>	<input type="checkbox"/>	Interior Components: Cabinets and Storage

JLS Squared

Report Identification: Sample

I=Inspected NI=Not Inspected NP=Not present D=Deficient

I	NI	NP	D	
				Bathroom 1
<input checked="" type="checkbox"/>	<input type="checkbox"/>	<input type="checkbox"/>	<input type="checkbox"/>	Plumbing
<input checked="" type="checkbox"/>	<input type="checkbox"/>	<input type="checkbox"/>	<input type="checkbox"/>	Electrical and Lighting
<input checked="" type="checkbox"/>	<input type="checkbox"/>	<input type="checkbox"/>	<input type="checkbox"/>	Windows and Doors
<input checked="" type="checkbox"/>	<input type="checkbox"/>	<input type="checkbox"/>	<input type="checkbox"/>	Toilet
<input checked="" type="checkbox"/>	<input type="checkbox"/>	<input type="checkbox"/>	<input type="checkbox"/>	Interior Components: Basins and Vanity
<input checked="" type="checkbox"/>	<input type="checkbox"/>	<input type="checkbox"/>	<input type="checkbox"/>	Walls and Ceiling
<input checked="" type="checkbox"/>	<input type="checkbox"/>	<input type="checkbox"/>	<input type="checkbox"/>	Bathtub and Shower
				Bathroom 2
<input checked="" type="checkbox"/>	<input type="checkbox"/>	<input type="checkbox"/>	<input type="checkbox"/>	Plumbing
<input checked="" type="checkbox"/>	<input type="checkbox"/>	<input type="checkbox"/>	<input type="checkbox"/>	Electrical and Lighting
<input checked="" type="checkbox"/>	<input type="checkbox"/>	<input type="checkbox"/>	<input type="checkbox"/>	Windows and Doors
<input checked="" type="checkbox"/>	<input type="checkbox"/>	<input type="checkbox"/>	<input type="checkbox"/>	Toilet
<input checked="" type="checkbox"/>	<input type="checkbox"/>	<input type="checkbox"/>	<input type="checkbox"/>	Interior Components: Basins and Vanity

JLS Squared

Report Identification: Sample

I=Inspected NI=Not Inspected NP=Not present D=Deficient

<input checked="" type="checkbox"/>	<input type="checkbox"/>	<input type="checkbox"/>	<input type="checkbox"/>	Walls and Ceiling
<input checked="" type="checkbox"/>	<input type="checkbox"/>	<input type="checkbox"/>	<input type="checkbox"/>	Bathtub and Shower
I	NI	NP	D	Bathroom 3
<input checked="" type="checkbox"/>	<input type="checkbox"/>	<input type="checkbox"/>	<input type="checkbox"/>	Plumbing
<input checked="" type="checkbox"/>	<input type="checkbox"/>	<input type="checkbox"/>	<input type="checkbox"/>	Electrical and Lighting
<input checked="" type="checkbox"/>	<input type="checkbox"/>	<input type="checkbox"/>	<input type="checkbox"/>	Windows and Doors
<input checked="" type="checkbox"/>	<input type="checkbox"/>	<input type="checkbox"/>	<input type="checkbox"/>	Toilet
<input checked="" type="checkbox"/>	<input type="checkbox"/>	<input type="checkbox"/>	<input type="checkbox"/>	Interior Components: Basins and Vanity
<input checked="" type="checkbox"/>	<input type="checkbox"/>	<input type="checkbox"/>	<input type="checkbox"/>	Walls and Ceiling
<input checked="" type="checkbox"/>	<input type="checkbox"/>	<input type="checkbox"/>	<input type="checkbox"/>	Bathtub and Shower

JLS Squared

Report Identification: Sample

I=Inspected NI=Not Inspected NP=Not present D=Deficient

I	NI	NP	D	
				Bedroom 1
<input checked="" type="checkbox"/>	<input type="checkbox"/>	<input type="checkbox"/>	<input type="checkbox"/>	Doors and Windows
<input checked="" type="checkbox"/>	<input type="checkbox"/>	<input type="checkbox"/>	<input type="checkbox"/>	Walls and Ceiling
<input checked="" type="checkbox"/>	<input type="checkbox"/>	<input type="checkbox"/>	<input type="checkbox"/>	Floor
<input checked="" type="checkbox"/>	<input type="checkbox"/>	<input type="checkbox"/>	<input type="checkbox"/>	Electrical and Lighting
<input checked="" type="checkbox"/>	<input type="checkbox"/>	<input type="checkbox"/>	<input type="checkbox"/>	Interior, Closet, Cabinets and Vanity
				Bedroom 2
<input checked="" type="checkbox"/>	<input type="checkbox"/>	<input type="checkbox"/>	<input type="checkbox"/>	Doors and Windows
<input checked="" type="checkbox"/>	<input type="checkbox"/>	<input type="checkbox"/>	<input type="checkbox"/>	Walls and Ceiling
<input checked="" type="checkbox"/>	<input type="checkbox"/>	<input type="checkbox"/>	<input type="checkbox"/>	Floor
<input checked="" type="checkbox"/>	<input type="checkbox"/>	<input type="checkbox"/>	<input type="checkbox"/>	Electrical and Lighting
<input checked="" type="checkbox"/>	<input type="checkbox"/>	<input type="checkbox"/>	<input type="checkbox"/>	Interior, Closet, Cabinets and Vanity
				Bedroom 3
<input checked="" type="checkbox"/>	<input type="checkbox"/>	<input type="checkbox"/>	<input type="checkbox"/>	Doors and Windows
<input checked="" type="checkbox"/>	<input type="checkbox"/>	<input type="checkbox"/>	<input type="checkbox"/>	Walls and Ceiling

JLS Squared

Report Identification: Sample

I=Inspected NI=Not Inspected NP=Not present D=Deficient

<input checked="" type="checkbox"/>	<input type="checkbox"/>	<input type="checkbox"/>	<input type="checkbox"/>	Floor
<input checked="" type="checkbox"/>	<input type="checkbox"/>	<input type="checkbox"/>	<input type="checkbox"/>	Electrical and Lighting
<input checked="" type="checkbox"/>	<input type="checkbox"/>	<input type="checkbox"/>	<input type="checkbox"/>	Interior, Closet, Cabinets and Vanity
I	NI	NP	D	Bedroom 4
<input checked="" type="checkbox"/>	<input type="checkbox"/>	<input type="checkbox"/>	<input type="checkbox"/>	Doors and Windows
<input checked="" type="checkbox"/>	<input type="checkbox"/>	<input type="checkbox"/>	<input type="checkbox"/>	Walls and Ceiling
<input checked="" type="checkbox"/>	<input type="checkbox"/>	<input type="checkbox"/>	<input type="checkbox"/>	Floor
<input checked="" type="checkbox"/>	<input type="checkbox"/>	<input type="checkbox"/>	<input type="checkbox"/>	Electrical and Lighting
<input checked="" type="checkbox"/>	<input type="checkbox"/>	<input type="checkbox"/>	<input type="checkbox"/>	Interior, Closet, Cabinets and Vanity

JLS Squared

Report Identification: Sample

I=Inspected NI=Not Inspected NP=Not present D=Deficient

I	NI	NP	D	
				Interior Living Spaces, Room: Den
<input checked="" type="checkbox"/>	<input type="checkbox"/>	<input type="checkbox"/>	<input type="checkbox"/>	Doors and Windows
<input checked="" type="checkbox"/>	<input type="checkbox"/>	<input type="checkbox"/>	<input type="checkbox"/>	Walls and Ceilings
<input checked="" type="checkbox"/>	<input type="checkbox"/>	<input type="checkbox"/>	<input type="checkbox"/>	Floors
<input checked="" type="checkbox"/>	<input type="checkbox"/>	<input type="checkbox"/>	<input type="checkbox"/>	Electrical and Lighting
<input checked="" type="checkbox"/>	<input type="checkbox"/>	<input type="checkbox"/>	<input type="checkbox"/>	Interior, Closet, Cabinets and Vanity
				Interior Living Spaces, Room: Dining
<input checked="" type="checkbox"/>	<input type="checkbox"/>	<input type="checkbox"/>	<input type="checkbox"/>	Doors and Windows
<input checked="" type="checkbox"/>	<input type="checkbox"/>	<input type="checkbox"/>	<input type="checkbox"/>	Walls and Ceiling
<input checked="" type="checkbox"/>	<input type="checkbox"/>	<input type="checkbox"/>	<input type="checkbox"/>	Floor
<input checked="" type="checkbox"/>	<input type="checkbox"/>	<input type="checkbox"/>	<input type="checkbox"/>	Electrical and Lighting
<input checked="" type="checkbox"/>	<input type="checkbox"/>	<input type="checkbox"/>	<input type="checkbox"/>	Interior, Closet, Cabinets and Vanity
				Interior Living Spaces, Room: Office
<input checked="" type="checkbox"/>	<input type="checkbox"/>	<input type="checkbox"/>	<input type="checkbox"/>	Doors and Windows
<input checked="" type="checkbox"/>	<input type="checkbox"/>	<input type="checkbox"/>	<input type="checkbox"/>	Walls and Ceiling

JLS Squared

Report Identification: Sample

I=Inspected NI=Not Inspected NP=Not present D=Deficient

<input checked="" type="checkbox"/>	<input type="checkbox"/>	<input type="checkbox"/>	<input type="checkbox"/>	Floor
<input checked="" type="checkbox"/>	<input type="checkbox"/>	<input type="checkbox"/>	<input type="checkbox"/>	Electrical and Lighting
<input checked="" type="checkbox"/>	<input type="checkbox"/>	<input type="checkbox"/>	<input type="checkbox"/>	Interior, Closet, Cabinets and Vanity
I	NI	NP	D	Interior Living Spaces, Room: Family
<input checked="" type="checkbox"/>	<input type="checkbox"/>	<input type="checkbox"/>	<input type="checkbox"/>	Doors and Windows
<input checked="" type="checkbox"/>	<input type="checkbox"/>	<input type="checkbox"/>	<input type="checkbox"/>	Walls and Ceiling
<input checked="" type="checkbox"/>	<input type="checkbox"/>	<input type="checkbox"/>	<input type="checkbox"/>	Floor
<input checked="" type="checkbox"/>	<input type="checkbox"/>	<input type="checkbox"/>	<input type="checkbox"/>	Electrical and Lighting
<input checked="" type="checkbox"/>	<input type="checkbox"/>	<input type="checkbox"/>	<input type="checkbox"/>	Interior, Closet, Cabinets and Vanity

JLS Squared

Report Identification: Sample

Summary

.
Glass is broken and needs to be repaired or replaced
Roof decking is sagging, have reviewed and repaired.
Drain Valve on water heater leaking.

Signature

Respectfully submitted, James Marcrum

